



Honda BigBike

— EXCITES THE WORLD —

CB750F

SHAKE UP THE HIVE





Enhanced Style and Functionality

The CB750 signature streetfighter styling gets an enhanced silhouette with the new headlight shape. Compact design meets improved light distribution with a dual LED lens unit that's up to twice as bright for peace of mind at night. With a narrow tank and seat area, you get sharper style and better footing for a boost in style and rideability.



Power and Torque for High Performance

The 755cc, short stroke 8V engine produces a heavyweight 67.5kW @ 9,500rpm, with an assist/slipper clutch to ease upshifts and manage the rear wheel under rapid downshifting. With lively, torque-rich mid-low speeds, you get smooth starts and running at low speeds around town.



Lightweight Chassis

The CB750 lightweight steel diamond-style frame ensures fast steering agility, making it highly responsive to every rider input. Coupled with high-quality Showa suspension, this setup delivers a nimble and fast-turning package that inspires confidence, regardless of your riding experience.



Distinct Sound

The CB750 twin-cylinder engine, with its 270° crank, offers a unique blend of power and character. It produces a deep, low-rpm pulse that builds into a thrilling howl at high revs. This carefully tuned exhaust note not only enhances the riding experience but also delivers the distinctive soundtrack of the Hornet's horsepower.



Advanced Technology for Riding Perfection

Honda Selectable Torque Control (HSTC) and Wheelie Control operate through 3 levels of intervention to manage rear wheel traction and front wheel lift. Each riding mode uses a default HSTC setting.



Colour 5-inch TFT Display Loops You In

Easily operated by 4-way toggle on the left handlebar, the highly visible, customisable screen features Honda RoadSync smartphone connectivity for turn-by-turn navigation, music and many more functions.

CB750F



MATTE PEARL GLARE WHITE



GLINT WAVE BLUE METALLIC

*Colours and photos may vary from the actual product.

SPECIFICATIONS

ENGINE AND FUEL SYSTEM

Engine Type	Liquid-Cooled, OHC 4 Stroke 8 Valve, Parallel Twin with 270° Crank and Uni-Cam
Displacement	755 cm ³
Bore x Stroke	87.0 mm x 63.5 mm
Compression Ratio	11.0 : 1
Max. Power	67.5 kW @ 9,500 rpm
Max. Torque	75 N.m @ 7,250 rpm
Engine Oil Capacity	3.3 ℓ
Carburation	PGM-FI (Programmed Fuel Injection)

TRANSMISSION

Clutch Type	Manual Clutch Wet Multiplate Type with Assist & Slipper Clutch
Transmission Type	Constant Mesh, 6-Speeds

DIMENSION AND WEIGHT

Dimensions (L x W x H)	2,090 mm x 780 mm x 1,085 mm
Wheelbase	1,420 mm
Seat Height	795 mm
Ground Clearance	140 mm
Kerb Weight	192 kg
Fuel Tank Capacity	15.2 ℓ

SUSPENSION

Suspension Type	Front: Showa 41mm SFF-BP USD
	Rear: Monoshock Damper, Pro-Link Swingarm

WHEELS AND BRAKE

Tyres	Front: 120/70ZR - 17M/C (58W)
	Rear: 160/60ZR - 17M/C (69W)
Brakes Type	Front: 296mm Hydraulic Double Disc with Nissin Radial Mount 4-Piston Calliper, ABS
	Rear: 240mm Hydraulic Single Disc with 1-Piston Calliper, ABS

COLOUR VARIANT

	MATTE PEARL GLARE WHITE		GLINT WAVE BLUE METALLIC
---	-------------------------	---	--------------------------




Honda BigBike
— EXCITES THE WORLD —

All specifications are provisional and subject to change without notice.

- Please note that the figures provided are results obtained by Honda under standardised testing conditions prescribed by WMTC. Tests are conducted on a rolling road using a standard version of the vehicle with only one rider and no additional optional equipment. Actual fuel consumption may vary depending on how you ride, how you maintain your vehicle, weather, road conditions, tyre pressure, installation of accessories, cargo, rider and passenger weight, and other factors.
- These models come with a 2 year or 20,000km manufacturing warranty (whichever comes first).

Toll Free Line
1800 883993

<https://hondabigbike.com.my>

-  Honda Motorcycle Malaysia
-  hondamotorcycle.my
-  012-499 3991

AUTHORISED DEALER STAMP