



Honda BigBike

— EXCITES THE WORLD —

rebel


EXPRESS YOUR INDIVIDUALITY





Assist & Slipper Clutch

Technology that provides comfort with a lighter clutch lever pull and reduces engine brake impact which can cause the risk of slipping when decelerating, especially during wet road conditions.



Contemporary LED Lighting

The classic circular headlight, with its 175mm diameter lens, is brought up to date with four crisp LED bulbs matched by 55mm indicators and ultra-thin oval taillight.



Stop on Sight

With a 16-inch rim diameter, the fat "bobber" style rims and tyres are nicely matched with a twin-piston caliper at the front. At the rear, a single-piston caliper is used, and a two-channel ABS braking system comes as standard.



High Quality Suspension

The 41mm telescopic front forks, spaced up to 230mm apart, offer better handling and a smooth ride. At the rear, the shocks feature new bump stop rubbers to absorb bigger bumps more smoothly.



Natural Riding Position

We've made the Rebel comfortable with easy-to-control, neutral steering. With low ground clearance and revised proportions, the 690mm seat height allows riders to stay flat-footed, building confidence for new riders.



Updated LCD Display

Compact – housed in a 100mm diameter dial – and super-sleek the negative LCD display lays out just the information you need, now more so even in bright sunlight, thanks to adjustments to the meter visibility.



MATTE GUN POWDER BLACK METALLIC

SPECIFICATIONS

ENGINE AND FUEL SYSTEM

Engine Type	Liquid-Cooled, 4 Stroke, Parallel Twin DOHC
Displacement	471 cm ³
Bore x Stroke	67.0 mm x 66.8 mm
Compression Ratio	10.7 : 1
Max. Power	34 kW @ 8,500 rpm
Max. Torque	43 N.m @ 6,500 rpm
Engine Oil Capacity	2.5 ℓ
Carburation	PGM-FI (Programmed Fuel Injection)

TRANSMISSION

Clutch Type	Manual Clutch Wet Multiplate Type with Assist & Slipper Clutch
Transmission Type	Constant Mesh, 6 Speeds

DIMENSION AND WEIGHT

Dimensions (L x W x H)	2,205 mm x 820 mm x 1,090 mm
Wheelbase	1,490 mm
Seat Height	690 mm
Ground Clearance	135 mm
Kerb Weight	190 kg
Fuel Tank Capacity	11.2 ℓ

SUSPENSION

Suspension Type	Front: 41mm Telescopic Forks
	Rear: Showa with Pro-link System

WHEELS AND BRAKE

Tyres	Front: 130/90 - 16M/C (67H)
	Rear: 150/80 - 16M/C (71H)
Brakes Type	Front: Hydraulic Single Disc with 2-piston Calliper, ABS
	Rear: Hydraulic Single Disc with 1-piston Calliper, ABS

COLOUR VARIANT

 MATTE GUN POWDER BLACK METALLIC

*Colours and photos may vary from the actual product.




Honda BigBike
— EXCITES THE WORLD —

All specifications are provisional and subject to change without notice.

- Please note that the figures provided are results obtained by Honda under standardised testing conditions prescribed by WMTC. Tests are conducted on a rolling road using a standard version of the vehicle with only one rider and no additional optional equipment. Actual fuel consumption may vary depending on how you ride, how you maintain your vehicle, weather, road conditions, tyre pressure, installation of accessories, cargo, rider and passenger weight, and other factors.
- These models come with a 2 year or 20,000km manufacturing warranty (whichever comes first).

Toll Free Line
1800 883993

<https://hondabigbike.com.my>

-  Honda Motorcycle Malaysia
-  hondamotorcycle.my
-  012-499 3991

AUTHORISED DEALER STAMP